





2014 S Class Replacement Tires, Chassis 222

S550 Standard Replacement and Winter Tires


	Continental PROCONTACT TX SSR BW MOE
SIZE 245/50R18	SERV DESC 100H
SKU 1549426	P/N BQ8401515
OEM	
Factory Installed	
DETAILS	

NEW	
	Dunlop SP WINTER SPORT 4D MOE XL BW
SIZE 245/50R18	SERV DESC 104V
SKU 265029117	P/N BQ8401628
WIN	
DETAILS	

Tire and wheel sizes are on page 5 & 6





FRONT	NEW		Michelin PRIMACY MXM4 MOE XL BW
			SIZE 245/45R19 SERV DESC 102H
		OEM	SKU 63760 P/N BQ8401619
		Factory Installed	DETAILS
REAR	NEW		Michelin PRIMACY MXM4 MOE XL BW
			SIZE 275/40R19 SERV DESC 101H
		OEM	SKU 15814 P/N BQ8401618
		Factory Installed	DETAILS
FRONT			Continental PROCONTACT GX SSR XL BW MOE
			SIZE 245/45R19 SERV DESC 102H
		OEM	SKU 1548948 P/N BQ8401503
		Factory Installed	DETAILS
REAR			Continental PROCONTACT GX SSR BW MOE
			SIZE 275/40R19 SERV DESC 101H
		OEM	SKU 1549425 P/N BQ8401514
		Factory Installed	DETAILS

S550 Sport Package Replacement and Winter Tires



FRONT			Pirelli CINTURATO P7 A/S MOE XL BW
			SIZE 245/45R19 SERV DESC 102H
		OEM	SKU 2181700 P/N BQ8401507
		Factory Installed	DETAILS
REAR			Pirelli CINTURATO P7 A/S MOE BW
			SIZE 275/40R19 SERV DESC 101H
		OEM	SKU 2181300 P/N BQ8401506
		Factory Installed	DETAILS
NEW			Pirelli W240 SOTTOZERO II MOE XL BW
			SIZE 245/45R19 SERV DESC 102V
		WIN	SKU 2157500 P/N BQ8401616
		Factory Installed	DETAILS

S550 Sport Package + 1 Replacement and Winter* Tires

FRONT		Pirelli PZERO MOE XL BW
	SIZE 245/40R20 SERV DESC 99Y SKU 2122600 P/N BQ8401505	
	OEM	
	Factory Installed	
	DETAILS	
REAR		Pirelli PZERO MOE XL BW
	SIZE 275/35R20 SERV DESC 102Y SKU 2122500 P/N BQ8401504	
	OEM	
	Factory Installed	
	DETAILS	
FRONT		Goodyear EAGLE F1 ASYMMETRIC 2 MOE XL
	SIZE 245/40R20 SERV DESC 99Y SKU 784117359 P/N BQ8401558	
	OEM	
	Factory Installed	
	DETAILS	
REAR		Goodyear EAGLE F1 ASYMMETRIC 2 MOE XL
	SIZE 275/35R20 SERV DESC 102Y SKU 784118359 P/N BQ8401559	
	OEM	
	Factory Installed	
	DETAILS	

FRONT		Pirelli WINTER 240 SOTTOZERO II RFT BW
	SIZE 245/40R20 SERV DESC 99V SKU 1843100 P/N BQ8401600	
	WIN	
	DETAILS	
	*Winter tires are conventional, not MOExtended. Tirefit kit is required to inflate in an emergency, not equipped in this vehicle	
REAR		Pirelli WINTER 240 SOTTOZERO II BW
	SIZE 275/35R20 SERV DESC 102V SKU 1877700 P/N BQ8400970	
	WIN	
	DETAILS	
	*Winter tires are conventional, not MOExtended. Tirefit kit is required to inflate in an emergency, not equipped in this vehicle	
FRONT		Pirelli WINTER 240 SOTTOZERO II RFT BW
	SIZE 245/40R20 SERV DESC 99V SKU 1843100 P/N BQ8401600	
	WIN	
	DETAILS	
	*Winter tires are conventional, not MOExtended. Tirefit kit is required to inflate in an emergency, not equipped in this vehicle	
REAR		Pirelli WINTER 240 SOTTOZERO II RFT BW
	SIZE 275/35R20 SERV DESC 102V SKU 1843200 P/N BQ8401601	
	WIN	
	DETAILS	
	*Winter tires are conventional, not MOExtended. Tirefit kit is required to inflate in an emergency, not equipped in this vehicle	

S-63 AMG Replacement Tires

FRONT		Continental CONTISPORTCONTACT 5P MO XL BW
	OEM Factory Installed DETAILS	SIZE 255/40R20 SERV DESC 101Y SKU 0356301 P/N BQ8401613
REAR		Continental CONTISPORTCONTACT 5P MO XL BW
	OEM Factory Installed DETAILS	SIZE 285/35R20 SERV DESC 104Y SKU 0356300 P/N BQ8401612

These tires are conventional, not MOExtended as Tirefit* is used in an emergency

*Tirefit is equipped in this vehicle

Tires

S 550

Summer tires

R 18

Tires	Alloy wheels
BA: 245/50 R18 100 W	BA: 8.0 J x 18 H2 Wheel offset: 1.61 in (41 mm)

R 19

Tires	Alloy wheels
FA: 245/45 R19 102 Y XL RA: 275/40 R19 101 Y	FA: 8.5 J x 19 H2 Wheel offset: 1.42 in (36 mm) RA: 9.5 J x 19 H2 Wheel offset: 1.71 in (43.5 mm)

R 20

Tires	Alloy wheels
FA: 245/40 R20 99 Y XL MOExtended ² RA: 275/35 R20 102 Y XL MOExtended ²	FA: 8.5 J x 20 H2 Wheel offset: 1.42 in (36 mm) RA: 9.5 J x 20 H2 Wheel offset: 1.71 in (43.5 mm)
FA: 245/40 R20 99 Y XL MOExtended ² RA: 275/35 R20 102 Y XL MOExtended ²	FA: 8.5 J x 20 H2 Wheel offset: 1.44 in (36.5 mm) RA: 9.5 J x 20 H2 Wheel offset: 1.73 in (44 mm)
FA: 245/40 R20 99 Y XL MOExtended ³ RA: 275/35 R20 102 Y XL MOExtended ³	FA: 8.5 J x 20 H2 Wheel offset: 1.50 in (38 mm) RA: 9.5 J x 20 H2 Wheel offset: 1.50 in (38 mm)

All-weather tires

R 18



Tires	Alloy wheels
BA: 245/50 R18 100 H M+SMOExtended ²	BA: 8.0 J x 18 H2 Wheel offset: 1.61 in (41 mm)

R 19



Tires	Alloy wheels
FA: 245/45 R19 102 H XL M+SMOExtended ² RA: 275/40 R19 101 H M+SMOExtended ²	FA: 8.5 J x 19 H2 Wheel offset: 1.42 in (36 mm) RA: 9.5 J x 19 H2 Wheel offset: 1.71 in (43.5 mm)
FA: 245/45 R19 102 H XL M+SMOExtended ³ RA: 275/40 R19 101 H M+SMOExtended ³	FA: 8.5 J x 19 H2 Wheel offset: 1.50 in (38 mm) RA: 9.5 J x 19 H2 Wheel offset: 1.50 in (38 mm)

Winter tires

R 18

Tires	Alloy wheels
BA: 245/50 R18 104 V XL M+S 	BA: 8.0J x 18 H2 Wheel offset: 1.61 in (41 mm)
BA: 245/50 R18 104 V XL M+S  MOExtended	BA: 8.0J x 18 H2 Wheel offset: 1.61 in (41 mm)

R 19

Tires	Alloy wheels
BA: 245/45 R19 102 V XL M+S  MOExtended	BA: 8.5 J x 19 H2 Wheel offset: 1.42 in (36 mm)
BA: 245/45 R19 102 V XL M+S  MOExtended	BA: 8.5 J x 19 H2 Wheel offset: 1.50 in (38 mm)

² Not in conjunction with AMG Sports package (code 951).

³ Only in conjunction with AMG Sports package (code 951).

² Not in conjunction with AMG Sports package (code 951).

³ Only in conjunction with AMG Sports package (code 951).

S 550 4MATIC

Summer tires

R 18

Tires	Alloy wheels
BA: 245/50 R18 100 W	BA: 8.0 J x 18 H2 Wheel offset: 1.61 in (41 mm)

R 19

Tires	Alloy wheels
FA: 245/45 R19 102 Y XL RA: 275/40 R19 101 Y	FA: 8.5 J x 19 H2 Wheel offset: 1.42 in (36 mm) RA: 9.5 J x 19 H2 Wheel offset: 1.71 in (43.5 mm)

R 20

Tires	Alloy wheels
FA: 245/40 R20 99 Y XL MOExtended ² RA: 275/35 R20 102 Y XL MOExtended ²	FA: 8.5 J x 20 H2 Wheel offset: 1.42 in (36 mm) RA: 9.5 J x 20 H2 Wheel offset: 1.71 in (43.5 mm)
FA: 245/40 R20 99 Y XL MOExtended ² RA: 275/35 R20 102 Y XL MOExtended ²	FA: 8.5 J x 20 H2 Wheel offset: 1.44 in (36.5 mm) RA: 9.5 J x 20 H2 Wheel offset: 1.73 in (44 mm)
FA: 245/40 R20 99 Y XL MOExtended ³ RA: 275/35 R20 102 Y XL MOExtended ³	FA: 8.5 J x 20 H2 Wheel offset: 1.50 in (38 mm) RA: 9.5 J x 20 H2 Wheel offset: 1.50 in (38 mm)

All-weather tires

R 18

Tires	Alloy wheels
BA: 245/50 R18 100 H M+SMOExtended ²	BA: 8.0 J x 18 H2 Wheel offset: 1.61 in (41 mm)

² Not in conjunction with AMG Sports package (code 951).



³ Only in conjunction with AMG Sports package (code 951).

R 19



Tires	Alloy wheels
FA: 245/45 R19 102 H XL M+SMOExtended ² RA: 275/40 R19 101 H M+SMOExtended ²	FA: 8.5 J x 19 H2 Wheel offset: 1.42 in (36 mm) RA: 9.5 J x 19 H2 Wheel offset: 1.71 in (43.5 mm)
FA: 245/45 R19 102 H XL M+SMOExtended ³ RA: 275/40 R19 101 H M+SMOExtended ³	FA: 8.5 J x 19 H2 Wheel offset: 1.50 in (38 mm) RA: 9.5 J x 19 H2 Wheel offset: 1.50 in (38 mm)

Winter tires

R 18

Tires	Alloy wheels
BA: 245/50 R18 104 V XL M+S 	BA: 8.0 J x 18 H2 Wheel offset: 1.61 in (41 mm)
BA: 245/50 R18 104 V XL M+S  MOExtended	BA: 8.0 J x 18 H2 Wheel offset: 1.61 in (41 mm)

R 19

Tires	Alloy wheels
BA: 245/45 R19 102 V XL M+S  MOExtended	BA: 8.5 J x 19 H2 Wheel offset: 1.42 in (36 mm)
BA: 245/45 R19 102 V XL M+S  MOExtended	BA: 8.5 J x 19 H2 Wheel offset: 1.50 in (38 mm)

² Not in conjunction with AMG Sports package (code 951).

³ Only in conjunction with AMG Sports package (code 951).